

Lead Bullet Technologies

F.I.G ENT., INC.
78592 Hwy 2
Moyie Springs, ID 83845



Catalog & Order Form



LBT PREMIUM MOLDS

LBT bullet designs are the most copied cast bullets in the world, because, when they are cast in molds manufactured by LBT they are the most accurate bullets available! However, copying the profile of an LBT bullet by churning or conventional lathe boring processes, as all other moldmakers do, does not result in molds or bullets that live up to LBT accuracy standards!

You see, the heart of all molds, which is the cavities, are produced at LBT with a one of its kind, ultra precision, custom designed, custom built, reducing tracer lathe. This only machine in the world was engineered for the single purpose of producing molds with precision that no available machinery could match. - In the 23 years of its existence, no moldmaker or machine, or mold cutting method has come close to producing LBT quality! - Because of this, the advantages of purchasing your molds from LBT are:

1. Molds which drop their bullets easier than any other mold.
2. Bullets which are better balanced than can be produced in any other molds, because they are round and sound, or free of voids-which equals:
3. Accuracy that is untouchable by bullets from other manufactures molds, even if they have copied our superior designs! Not to mention the design features in LBT molds which ensure void free bullets, flat bases, and extra long service life. LBT sprue plates are designed to minimize the shrink voids and air pockets which unbalance bullets and destroy accuracy, and are equipped with spring hold downs at two points, which prevent the sprue plate from lifting off the mold and causing finned and out of square bases. Our sprue plate pivot screw is a proprietary design which never needs adjustment and never loosens, yet it can be easily removed for service at any time with a hex wrench. LBT alignment pins never loosen and rarely require adjustment. We have had customers reports ranging from 100,000 up to 400,000 bullets cast, and roundness still within less than half a thousandth of an inch! Still far superior to roundness of competitor molds which haven't been used yet! LBT molds are fitted for RCBS mold handles which are attached in seconds with special easy to install screws. Most people who've been in the habit of leaving handles on all their molds to avoid the hassle of changing, find that handles are so easily installed on LBT molds, that one pair is adequate.

All bullet designs sold by LBT were developed by Veral Smith, to produce superior accuracy, and, especially in the case of the flatnose handgun bullets, superior performance on game, with the wider nosed bullets in 41 caliber and larger delivering quicker kills than many high power rifles, even on large bears, moose, elk, etc. Veral's knowledge on cast bullets and what it takes to make them perform has been gained through 45 years of intense experimentation and testing, on the range, in his machine shop, and in the hunting fields. He cannot tolerate theory, because theory is only somebody's guess. Only facts and precision produce accuracy and performance, and that's what LBT is about.

Because we found profits far too slim when producing full custom molds, as we did for 17 years, and production extremely difficult to keep up with at times, causing long waits for customers during busy times of the year, LBT will no longer be producing full custom molds as before. (Full custom means, cut to the customers drawing and design.) However, we still offer custom molds if made with our standard patterns, which is, nose profiles, lube groove sizes, and we cut them to whatever size you need for optimum performance in guns with over or under sized bores and chambers. This means we can make molds for any metric caliber, and will fit even extremely worn throats in any gun, to produce optimum performance out of barrels which most people consider worn out!

If you want a tapered bullet, using one of our nose profiles, we will make it at additional cost. See more information about custom fitting rifle bullets above the rifle bullet listings.

AUTOLOADING HANDGUN

We have found no consistent proof that streamlined or slim nosed bullets shoot more accurately than bullets with wide meplats (nose flats) except the extreme lightweight bullets, in which case truncated cone bullets seem to be superior. Furthermore, bullets with large noses and rounded ogives tend to feed most reliably, and they hit hard on live targets when driven at high velocity. Of course feeding reliability is an individual gun thing so if you've found your weapon has a preference for nose shape, try to choose something close to what you know will feed. Regarding the determination of proper diameter, take a hard look at our LBT push through slugs. If they don't run smoothly through your barrel, lap it and you'll have a tack driver.

SMALL AUTO PISTOL

Our small auto (SA) bullets have been found to feed reliably in most guns, and we believe they produce more favorable and consistent results on live targets than JHP and are far superior to ball ammo especially. Weights available are: .25 caliber, 50 grain, and in .32 caliber, 75 grain. Plain base is adequate for most guns of these calibers, but we'll cut for gas checks if you have a rough bore or feel you need them. For 380 auto and 9MM's we offer weights of 100, 110 and 120 grain, plain base, bevel base, or gas check. Order any diameter you need, even other diameters for rifle if you want a light and accurate plinker bullet.

9MM AUTO PISTOL

If you'd like a heavy weight, take a hard look at our 38 cal. 140 gr FN listed under revolvers, or for a lighter and excellent live target bullet, a good choice is one of the above SA bullets in a weight that can be driven at least 1200 - 1400 fps. Bullet on left is an SFN, one on right is our TC. Order whatever diameter your guns need. Standard weights are, 110 and 125 in the TC profile, any weight you want in the FN. Quite a few shoot 160 and 180 gr FN's in 9MM's but I believe 130 to 140 grain is optimum weight. Gas check, plain base, or bevel base on any of these.

10MM / 40 CALIBER AUTO PISTOL

If you have a pistol that is stubborn about what feeds through it, our 165 and 185 grain FNB is quite certain to feed smoothly. If your gun feeds about anything, look hard at our WFN. I have made many 10mm WFN molds in weights from 160 to 200 gr, and no reports of a feed problem yet. 160 gr loaded to the limit is probably the most deadly bullet one can load in a 40 S&W, and 180 for the 10MM. Order any weight WFN and diameter you want, with gas check, plain base or bevel base.

45 AUTO

We offer three bullet profiles for 45 autos. The SWC 200 gr which is ever popular with target shooters because it cuts clean holes in paper for accurate scoring. The FNB duplicates a jacketed form very closely, with the nose clipped to make a flatnose. However, we consider the LFN to be the ultimate ACP bullet, in weights from 220 to 260 gr, with 220 and 230 probably giving the best live target performance because of their higher velocity potential. Order any diameter you want, plain base, bevel base, or gas check.

LARGE CALIBER HANDGUN

We offer three nose profiles for large caliber handguns, which provide a large variety of weights and performance levels. If you have questions about hunting performance with these you will find the answers in Jacketed Performance with Cast Bullets, where you'll learn how to develop full power loads without load data, what makes bullets kill and how to calculate the knockdown power of your load.

Be assured that any of the FN's, WFN's and WLN's listed, from 38 cal. Up will provide instant kills on most deer with full magnum loads, but 44 caliber and larger will do it with mild enjoyable loads, in the medium weight bullets. The heaviest bullets will have to be driven at near magnum pressure to get good stability out to extreme ranges. They are intended for those who want to wring the maximum possible power from a revolver, and can deliver 2 to 3 times the foot pounds energy of jacketed bullets driven at equal pressure!

To select a mold, choose the nose profile desired from the list below, go to the desired weight. Your order needs to state diameter, weight, nose type, gc or pb or bb, crimp length your gun will handle, and alloy. An example written out could be .431-280-WFN gc, .4 nose.

The following lineup of bullets are photos that illustrate the FN, WFN and LFN nose profiles in several calibers. Bullet weight will change the length and number of grease grooves but loaded ammo with a given nose profile and nose length will look the same with all bullet weights.

.32	.32	.38	.38	.38	.41	.44	.44	.45	.45	.44	.44	.475	.512	
115	140	140	160	180	200	240	300	250	325	250	300	400	450	
FN	FN	FN	FN	FN	WFN	WFN	WFN	WFN	WFN	WFN	LFN	LFN	LFN	

ORDER ANY DIAMETER YOU NEED WE MAKE MANY RIFLE MOLDS WITH THESE PROFILES CHOOSE YOUR OWN WEIGHT WE CAN NORMALLY FIT HORNADY CHECKS TO METRIC CALIBERS.

32 Caliber FN	100	115	125	140	Excellent in weights to 160 gr for 30 cal rifles.

38 Caliber FN	140	160	180	200	Up to 300 for 35 cal rifles. Also most suitable weights for 338, 348, 375 and metric calibers

41 Caliber FN	200	220	240	250	
41 Caliber LFN	210	220	240	260	280
41 Caliber WFN	235	250	275	300	

44 Caliber WFN	240	260	280	300	
41 Caliber LFN	250	280	300	320	350
41 Caliber WLN	300	320	340	350	

45 Caliber WFN	250	280	300	325			
45 Caliber LFN	260	280	300	320	340	360	380
45 Caliber WLN	300	325	340				

475 Caliber WFN	325	365	380	400	420	450
475 Caliber LFN	325	385	400	420	440	
475 Caliber WLN	400	420	440	460		

50 Caliber WFN	330	385	400	440	450
50 Caliber LFN	385	400	420	440	To 700

LONG FLATNOSE SERIES

To aid you in making a satisfactory selection we have listed the lengths of all our flatnose and spitzer bullets. Though dimensions are given to three decimal places, they are not exact but are for reference, so you can accurately determine what will fit your gun. It is wise to make a swaged throat slug of your rifle before ordering a mold and send the slug along with your order. Though all these bullets shoot very well when sized to groove diameter, rifles with oversize throats and or chambers will do far better if I am given the reins and allowed to make a bullet that works. See second paragraph down.

If you want to just order a mold, to be sure you don't order a bullet that is too long to chamber, here are two options for finding maximum BEARING length. Seat a flat base jacketed bullet backwards, and carefully adjust the overall length until it bumps the rifling firmly when chambered. Measure from the sharp edge of the bullet base, where it contacted the rifling or throat, down to the bottom of the cartridge neck. This will be the maximum bearing length, (Bearing surface, or part that rubs the bore when fired.) that will chamber in your rifle when bullets are sized to jacketed bullet diameter. If choosing a SP, select the weight you want up to a bearing length that will keep the base inside the case neck, keeping in mind that gas checks can be hung down into the powder space so long as the forward edge is barely inside the ctg. Neck. If choosing an LFN, the lengths given are overall, so deduct the ogive length of .340, to obtain the bearing length. If you want maximum weight possible simply specify maximum bearing length instead of weight and I'll cut a mold that fits like a well worn mitten!

Now the second option, which in some guns, where the chamber and throat are oversized, will improve accuracy and maximum velocity potential dramatically. Determine maximum diameter that the cartridge will hold and still chamber easily and send your throat slug with the order. Simplest way to determine this is measure the difference between a full power fired case neck and that of a loaded jacketed round. Add the difference between unfired and fired case necks to jacketed bullet diameter and that's the best bullet diameter for your rifle. Send the throat slug with your order and I'll cut the nose at groove diameter where the rifling starts, which will be larger than farther up the tube in worn guns. The body will be made so lube grooves are contained inside the case neck, with length that comes close to the throat taper. The bullet will be a tackdriver, and all you have to do is size and lube normally. (I detest bore ride nose bullets because if they fit well enough to do any good they constantly stick when a live round is ejected.) The above method will often restrict bullet weight, but no bore ride bullet will touch it's accuracy or velocity potential.

LONG FLAT NOSE SERIES (LFN)					
					
.458	.358	.30	.30	7mm	.25
450	180	170	150	125	100
Order # is Diameter+Weight+LFN					

Caliber Diameter	Weight	Overall Length
257	90	.745
	100	.820
	117	.950
270	120	.840
	140	.950
	150	1.010
7mm	130	.835
	150	.955
	170	1.070
310	150	.820
	170	.940
	180	.955
	200	1.010
323	200	.754
	225	.840
	250	.971
338	200	.880
	225	.990
	250	1.090
348	200	.850
	250	1.035
358	210	.840
	225	.880
	250	.965
375	225	.880
	240	.865
	275	.978
	300	1.057
40/416	350	1.025

	375	1.070
	400	1.155
458	300	.775
	340	.870
	450	1.072
	500	1.192
50	Up To 700 Gr.	

REVOLVER BULLETS

There are two factors that are mandatory in getting optimum revolver accuracy. They are named below, along with our solutions.

1. The gun must have internal dimensions which maintain a tight grip on the bullet from the instant it starts moving till it exits the muzzle.
2. The bullet must be of a design and diameter so the gun can keep that tight grip!

OUR SOLUTIONS

Notice that we offer an assortment of crimp to nose lengths, the object being to allow setting the bullets out to approximately 1/32 inch from the end of the cylinder. This gives maximum powder room, minimizes bullet jump to the rifling, and because it puts a heavy driving band out into the cylinder throats, it prevents the bullet from tipping during take off, - IF THEY ARE FITTED PRECISELY TO THE CYLINDER THROATS, WHICH IS POSSIBLE WITH LBT BECAUSE WE OFFER ANY DIAMETER YOU NEED!

To determine the maximum nose length your revolver can handle, (if it isn't listed below) hold a CRIMPED empty case firmly in the cylinder, then, with the depth gauge on a caliper, measure inside the cylinder throat from the front down to the crimp. Our closest offering UNDER this measurement is the correct nose length for your gun.

- Some of the more common measurements are:

All 357's will take a .35 nose length while S&W's and Dan Wesson's cannot take longer, but many other 357's have longer throats.

S&W and /Ruger Blackhawk's can use up to a .45 nose length in 41 calibers and longer.

Redhawks, Dan Wesson's in those same calibers can handle .5 nose lengths.

The 454 in Freedom Arms guns takes a .4 nose with 454 brass or .5 with 45 colt brass.

The 50 S&W has unlimited room. 475 and 500 Linebaugh's take a .4 nose.

If your gun isn't in this list, measure as described above. Single shot handguns for the magnum revolver cartridges do not require crimping or can be crimped, as desired, and most have long tapered throats which dictate the best diameter to be such that the cases fill the chamber to a close fit. This close fit holds the bullet base from expanding and going out of square, while holding it in alignment while entering the rifling.

Internal dimensions of revolvers vary widely, and barrels tend to be very inferior inside, because the cylinder to frame attachment threads can crush the barrel smaller at this point, and roll engraving pressure deforms the inside of the barrel, as do sight and other attachment screws and bands. Also, cylinder throats can vary several thousandths of an inch smaller or larger than the barrels groove diameter. LBT is the only company to address these problems, by providing the necessary measuring slugs and by training our customers to be expert in understanding, measuring and repairing the problems, and in proper bullet fitting.

We offer push through slugs in all calibers, (Shown elsewhere in this catalog.) and recommend that you use them to measure your guns critical dimensions, then correct them as needed with our Lap Kit. This will turn a so-so shooter into a precision launchpad! - Both our push through slugs and lap kit come with detailed instructions on how to do it but here are the basics and proper procedure, in the order each procedure should be performed.

1. Punch a push through slug into the revolver muzzle just far enough to engrave the measuring

band. Put a mark on the slug in alignment with the front sight, then pull it by grasping the tail with pliers.

2. Try inserting the measuring band of this slug into the cylinder throats. If it slips in without resistance, use another push through to determine cylinder throat diameter. If it will not slip in without resistance, the cylinder throats will have to be enlarged, and instructions which anyone can follow easily are included in the LBT lap kit. Cylinder throats **MUST** be at least as large as groove diameter of the lapped barrel at it's largest point, and ideally .001 inch larger, and bullets fitted close as possible.

3. Insert the push through slug into the muzzle in the original position and slide it through toward the breech. If you feel any bumpy or tight spots, the barrel will need to be lapped to give optimum accuracy. If you have the ability to take precision measurements, measuring the slug before re-inserting it in the muzzle and again after it has passed through the barrel will tell you how much the bore is constricted.

4. In a perfect bore, (one that has been lapped) the push through will require the normal force to engrave the rifling, then slide smoothly with no jerks till the last couple inches of barrel, at which point it will slide with little or no resistance. So, with cylinder throats slightly larger than the bores largest diameter as outlined in 3 above, we have created a choke bored revolver, capable of unbelievable accuracy, when used with LBT bullet designs!

When ordering any revolver bullet, give the desired diameter, bullet weight, profile (i.e. OWC, FN, LFN etc.) gc or PB, or bb, and the alloy you'll use. Also, give the maximum nose length which your revolver will handle, if for a revolver. If for a lever gun chambered for one of the magnum revolver cartridges, name the gun and I'll know what nose length to put on the bullet. Please understand that I can not make the nose long enough to fill your revolvers cylinder you choose one of the lighter weight bullets. I will place the crimp so it give optimum performance for that particular bullet weight and nose profile.

OGIVAL WADCUTTERS (OWC)

This wadcutter form was developed to allow stable flight at supersonic speeds, which isn't possible with standard wadcutters. It makes an excellent target or light game bullet, with maximum accuracy range extended about 40 yards over full wadcutters, or about 90 yards. Because of the high velocity potential we offer it in gas checked as well as plainbase. However, the nose has a tiny radius which with the small ogive prevents it from cutting paper cleanly. If you want a full wadcutter so you get clean holes in the paper, simply ask for a full wadcutter and I'll make it. Use the weights below or order special weights if you wish. The weights below are maximum for stability out to the claimed 90 yards. Order any base style you like and any diameter, including 475 and 50 caliber, though those aren't listed.

- 32 caliber - 100 grains
- 38 caliber - 150 grains
- 41 caliber - 200 grains
- 44 caliber - 230 grains
- 45 caliber - 260 grains







Profile designation for all is OWC

32 CALIBER, SHORT FLAT NOSE (SFN)

These are excellent game and target bullets, offering the same nose flat diameter as the FN below, but with more bearing surface, for best accuracy with the light weights. Available in 90 and 100 grain weights, any diameter, gc, pb or bb.

SPITZER

Ogive length on LBT spitzers increases with bullet diameter, therefore, approximate ogive length for each caliber is listed in italics under caliber designation. Bearing length (Brg.) is listed below each bullet weight to aid in selecting a suitable bullet length for your guns cartridge neck and throat length. More details about fitting and selecting a proper bullet length is given above for LFN's. Same applies to all profiles we offer.

						
.358	.30	.30	.25	.243	.243	.22
250	180	160	95	75	60	50

Order # is Caliber+Weight+SP			
Caliber	Bearing Length	Weight	Ogive Length
223	.264	50	.300
		55	.350
		60	.400
		66	.450
227	.275	65	.410
		75	.500
243	.295	75	.420
		90	.530
		100	.610
257	.303	80	.370
		90	.440
		100	.510
		120	.650
264	.310	100	.500
		120	.620
		130	.680
		150	.800

270	.317	90	.380
		100	.440
		110	.500
		130	.600
7mm	.322	110	.435
		120	.500
		140	.550
		150	.600
7.35 & 302	.335	150	.565
		170	.670
		194	.800
310	.341	140	.620
		160	.675
		180	.730
		206	.800
323	.350	150	.480
		175	.590
		200	.700
		220	.800
338	.360	200	.610
		225	.710
		246	.800
358	.375	200	.500
		250	.730
375	.385	275	.700
		300	.800
		350	
405 - 410	.400	260	.500
		300	.600
		370	.800
458	.425	350	.535

		400	.640
		500	.850
475	.430	400	.550
		510	.800
512	.450	500	.600
		600	.800
Order # is Caliber+Weight+SP			

LBT HARDNESS TESTER

Will test the hardness of suitable Ingots. However, because ingots typically cool far slower than bullets the hardness reading you get will be lower than on bullets.



- Rugged all steel welded constructions – will last a lifetime.
- Test specimen capacity, 1 inch. Shorten longer and or pointed bullets to obtain test flat, and or to fit tester.
- Hardness range 6 BHN to 40 BHN (Pure lead runs from 4 to 5, hardest lead, 35.)
- Guaranteed accuracy. 1 BHN repeatability.
- Test time approximately 10 seconds per specimen.
- Only tester available to casters with direct BHN readout.
- Only tester available to casters that is accurate!
- Comes with very detailed operating instructions, which also include a wealth of technical information and facts about lead hardness that you won't find anywhere else. All of it critical to bullet casters who want performance.

PLEASE! DO NOT USE ANY BRAND OF COMMERCIAL CAST BULLETS OR COMMERCIAL CASTING ALLOY WITH AN ADVERTISED HARDNESS AS A HARDNESS STANDARD FOR OUR TESTER! FEW DELIVER AS ADVERTISED. SORRY!

Every tester is manually calibrated at the factory and should be trusted as your PRECISION hardness standard. When your bullets read what you know you need, performance will be what you should be getting!

Muzzle loader shooters can obtain VERY accurate comparison readings on pure lead by laying a coin under the pressure stop as explained in the instructions. This is the only accurate test we know of for pure lead.

PRICE \$100.00 Shipping weight 1 pound

LBT HIGH PERFORMANCE BULLET LUBRICANTS

All three hardness's have the same performance characteristics, which are unequaled by any other lubricant. Due to superior control of friction, which is the cause of leading, LBT lubricants produce less pressure than any other cast bullet lubricant, accompanied by higher velocity. Rifles can be loaded to 3,000 fps without bore leading. Magnum handguns absolutely will not lead with gas checked bullets, and fdPB can be loaded to 1800 fps without leading in cool weather. At high atmospheric temperatures, which are the worst conditions for shooting lead, 1400 fps. Typically, handguns will produce 300 fps more speed than with jacketed of equal weight, if one of our LBT bullet designs is used. This in handguns only. Rifles tend to give very close to jacketed speeds with equal bullet weights and powder charges. – One of the most attractive properties of LBT lubricants which no other can offer is: If you lead your bore from a crazy load or getting the gun too hot, etc. Let it cool down or go back to a load that doesn't lead and shoot 2 or 3 if gas checked, 5 or so if plain base, and the lead is gone. If you're leaded up from some other lubricant, LBT with gas checked bullets will clean it out far quicker than shooting jacketed, but not with plainbase. Lead actually solders to the bore with other lubes. With LBT lubes, IF you can make it lead, it's so loose that lead will wipe it clean!. *We recommend never cleaning the bore when LBT lubes are used. Look down the bore and if there is lead, shoot it out, if not, DON'T CLEAN IT!*

Very few people who have tried our lubricants will use anything else.

LBT BLUE

Our most popular lube. Flows thru most lubers at room temp without heat if the lube grooves are large. Needs some heat if grooves are small or at lower temps, especially with Lyman sizers.

LBT BLUE SOFT

We believe this would be our most popular lube if all our customers were to try it, mainly because it flows in almost any temperature and yet is less effected by real high heat than any of the three. Like when ammo is left on the PU dash in the blazing sun, this lube won't migrate into the powder and kill it as most competitive lubes do. Our other two are real good compared to competitive lubes, but soft is our best, staying where it belongs when heated day after day at up to 200 deg! (Remember though, for Star sizers it's a bit too soft.)

LBT COMMERCIAL

This is our hardest, and will require heat for application, or 100 deg F ambient temperatures. It runs nicely thru most lubers with heaters running at around 100 to 120 deg F. Commercial casters prefer it because it stays on boxed bullets best during shipping.

All lubes are available in 1X4 sticks, hollow or solid.

Price: 10 sticks \$35.00 – shipping wt. 1 lb.

30 sticks \$85.00 – shipping wt. 3 lb.

JACKETED PERFORMANCE WITH CAST BULLETS

By Veral Smith

This illustrated booklet is recommended reading for all bullet casters, especially beginners, but even for those with 40 years experience. It has information about cast bullets which you won't find anywhere else, and covers every important factor about making and shooting let bullets. It explains how to do it, the scientific answer to things that can go wrong, why, and how to correct any problem. Has Veral's new formula on killing power which dispels the other theories and myths (unscientific and unprovable notions) relative to killing power, and explains what actually makes a bullet kill. You'll know and can prove the whole book is fact, and learn that the author despises theory, on anything!

PRICE: \$25.00 Shipping weight ½ lb.

LBT Order Form

Print this page - Complete and mail with your check or money order in US funds to:

**F.I.G. Ent, Inc.
78592 Hwy 2
MOYIE SPRINGS, ID 83845**

Name:

Address:

City

State:

Zip:

Phone:

Email:

Best Time To Contact You?:

Specify if desired diameter is not listed.

Notice: When specifying min. diameter, DO NOT ALLOW EXTRA!

We Guarantee .0002 to .0015 over your min. required diameter.

GC = Gas Check BB = Bevel Base PB = Plain Base PP = Paper Patch

ORDER NO. All molds are available with gas check, bevel, plain or paper patch base.	Diameter Min. If sending throat slug indicate here.	Weight	Alloy Used To Cast? ie: Lino, Wheel Weights, 20-1 etc.	S&H Cost	Price
GC BB PB PP					
GC BB PB PP					
GC BB PB PP					

Bullet Lubricants - LBT Commercial, LBT Blue, LBT Soft - 1x4 Hollow or Solid Sticks

Lubricant Prices Your choice of Hollow or Solid sticks. 10 sticks for \$35.00 - 30 sticks for \$85.00	Quantity	Name of Lube	Hollow or Solid	S&H	Price

Miscellaneous Items	Quantity	Part No. or Description	S&H	Price
Mold Lube, Bore Slug Kits, Lapping Kits, Replacement Parts or Publications. Please specify caliber if ordering slugging kits.				

Max USA Shipping Cost = \$10.00 Thank You For Your Order	Items Total:	
	S&H Total:	
	Grand Total:	